

Piston Pins

Inspection

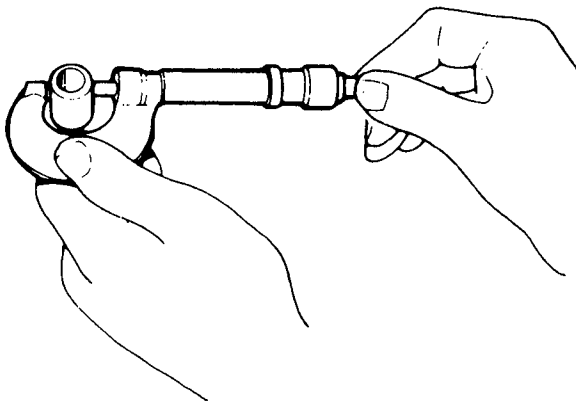
1. Measure the diameter of the piston pin.

Piston Pin Diameter:

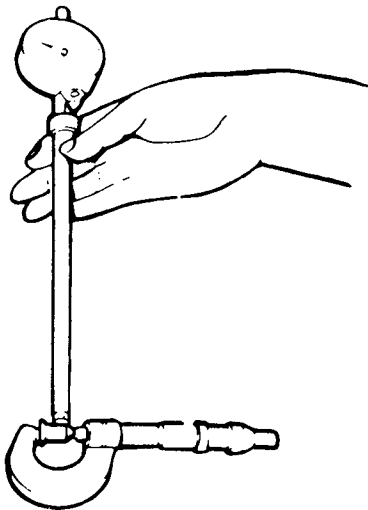
Standard (New): 21.994 — 22.000 mm
(0.8659 — 0.8661 in)

Oversize: 21.997 — 22.003 mm
(0.8660 — 0.8663 in)

NOTE: All replacement piston pins are oversize.



2. Zero the dial indicator to the piston pin diameter.



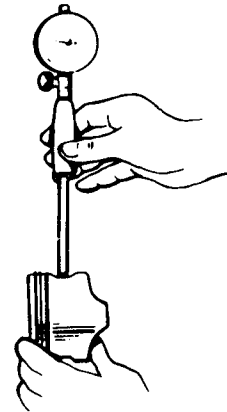
3. Measure the piston pin-to-piston clearance.

NOTE: Check the piston for distortion or cracks.

If the piston pin clearance is greater than 0.024 mm (0.0009 in), re-measure using an oversize piston pin.

Piston Pin-to-Piston Clearance:

Standard (New): 0.012 — 0.024 mm
(0.0005 — 0.0009 in)



4. Check the difference between piston pin diameter and connecting rod small end diameter.

Piston Pin-to-Connecting Rod Interference:

Standard (New): 0.013 — 0.032 mm
(0.0005 — 0.0013 in)

